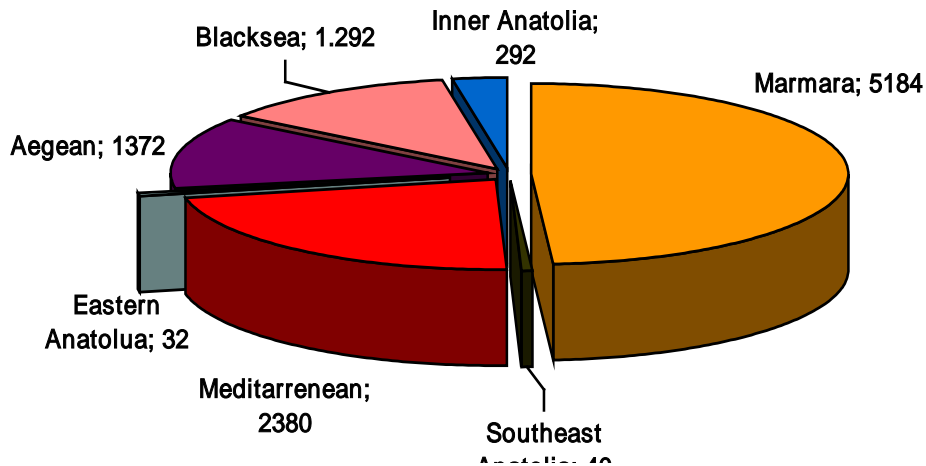


STATISTICAL INFORMATION CONCERNING WAREHOUSES IN TURKEY

As end of 2009 the total number of warehouses in Turkey is 1326 and the total area of them is 396 milliion m3.

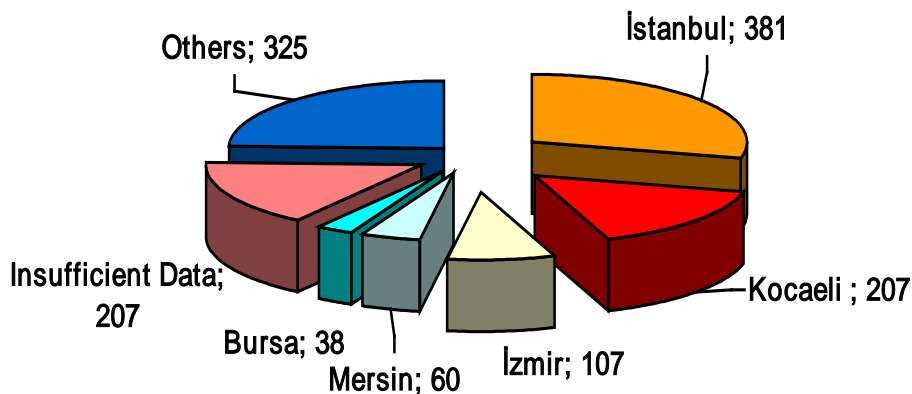
Marmara Region has the largest share with 721 warehouses, followed by Meditarrenean Region with 132 warehouses and Aegean Region with 130 warehouses.

GRAPHIC-1 NUMBER OF WAREHOUSES BY REGION

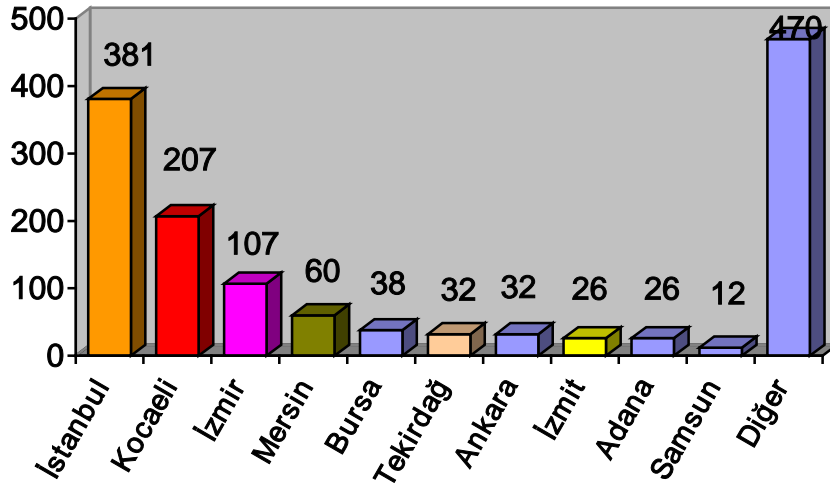


İstanbul where almost 56% of foreign trade is realised, has the highest number of warehouses indeed. İstanbul which has a share of 28% is followed by Kocaeli (16%), İzmir (8%), Mersin (5%) and Bursa (3%)

GRAPHIC-2 NUMBER OF WAREHOUSES BY PROVINCE



GRAPHIC-3 TOP TEN PROVINCES FOR WAREHOUSES (Unit)

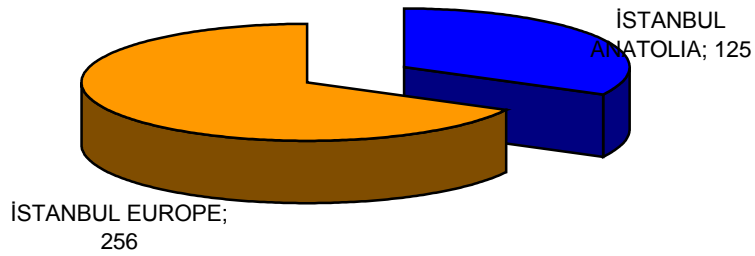


Area of warehouses by Provinces (m²)

1	İSTANBUL	2.162.747
2	KOCAELİ	2.066.860
3	İZMİR	1.255.507
4	İSKENDERUN	1.168.942
5	SAMSUN	835.215
6	BURSA	685.144
7	HATAY	502.873
8	MERSİN	392.112
9	ZONGULDAK	213.684
10	ADANA	202.145
11	GİRESUN	161.591
12	BİLECİK	151.099
13	KIRKLARELİ	122.117
14	ANTALYA	114.064
15	MANİSA	98.690
16	TRABZON	60.680
17	ANKARA	57.402
18	ADAPAZARI	55.478
19	ÇANAKKALE	53.750
20	ISPARTA	38.383
21	KARABÜK	20.514
22	AĞRI	19.475
23	BALIKESİR	18.671
24	ŞIRNAK	17.312
25	ESKİŞEHİR	14.278
26	MUĞLA	14.051
27	MALATYA	12.035

28	ŞANLIURFA	11.000
29	SAKARYA	10.782
30	GAZİANTEP	10.127
31	RİZE	10.122
32	KAYSERİ	8.472
33	BARTIN	7.485
34	EDİRNE	5.449
35	ARTVİN	3.060
36	AYDIN	2.364
37	YALOVA	2.345
38	MARDİN	1.909
39	DENİZLİ	1.636
40	KONYA	1.391
41	SİNOP	350
42	KÜTAHYA	310
43	DÜZCE	288
44	KIRŞEHİR	135
45	VAN	88
		10.592.132

GRAPHIC-5 İSTANBUL'S WAREHOUSES BY LOCATION



GRAPHIC-6 İSTANBUL'S WAREHOUSES BY MUNICIPALITIES

